



Financial Committee



October

Meeting

2010

"Creating A More Educated Georgia"



-
-
-
-
-
-
-
-



- ENkAsV f&R
Ihthl
fGdCh
- FBHHS
FCm
- BalthBa
ghwhh
lha



SR

- FH

- SR

- GR

- O

R



IR Bm

- Lta
- Ittofish
H Rgt6
- Ntshkyo
B

<http://blm>



STUDENT

- ~~Web~~

H

- ~~App~~
~~tion~~

Cg

lab

- ~~Ethic~~



- O

photon

h

- M

- C

fish Chain



FY1 Budget 1)

- FY1 State is \$1.95 billion
a \$227 million 10.4%, also
of FY0 total
- It is \$107.8 million
of \$900,000
of total
a \$11.2 million
of total



FY1 Budget (2)

- **Budget**
to \$80 to \$227
to
- **Income tax**
to
Gain 2007 to 2008
- **GA Dept**
to \$183.7 m



DEED (DED)

- ~~DEED~~ ADM DED
- ~~ADM DED~~ ~~ADM DED~~ ~~ADM DED~~
- ~~ADM DED~~ ~~ADM DED~~ ~~ADM DED~~



CEA

- Faculty
- Student
- Community

—



GA NIB
Cg

- FyBlaMhGa
Fh
- Fscghafh
ghah
- Sf HhFhah
ahhgh



IEDS(1)

- CIR 2010 at Cpn
at the
at D&MA
- NW D 18,
N 26
- HR 11
fn



IEDS(2)

- ~~SCHEIDT,~~
~~top~~ ~~Appl 3~~
- ~~A~~ ~~pt~~ ~~F~~ ~~E~~ ~~m~~
~~F~~ ~~A~~ ~~d~~ ~~G~~ ~~i~~ ~~R~~
~~a~~ ~~200%~~ ~~G~~ ~~i~~ ~~R~~
- ~~I~~ ~~nt~~ ~~er~~ ~~n~~ ~~e~~ ~~t~~
~~re~~ ~~F~~ ~~in~~ ~~e~~ ~~s~~



IEDS(3)

- CIP2010 ~~and~~ EF
by
- ~~Needs~~
EF ~~and~~ HR ~~high~~
Ch 12-MHE ~~to~~ GR
- New ~~to~~



NE & CCE (1)

- ~~NE~~
- ~~C&NE~~,
~~and CCE~~ ~~to~~
- ~~NE~~ ~~to~~ ~~NE~~
~~to~~
- ~~NE~~ ~~to~~ ~~NE~~
~~to~~



NE and CCE (2)

- CCE is MAp

- English
is MAp
is

- NE is V
is MAp

- English
is MAp
is



U

& R fCh

- ChAn
- FhHChACh
tophSI



Q Can



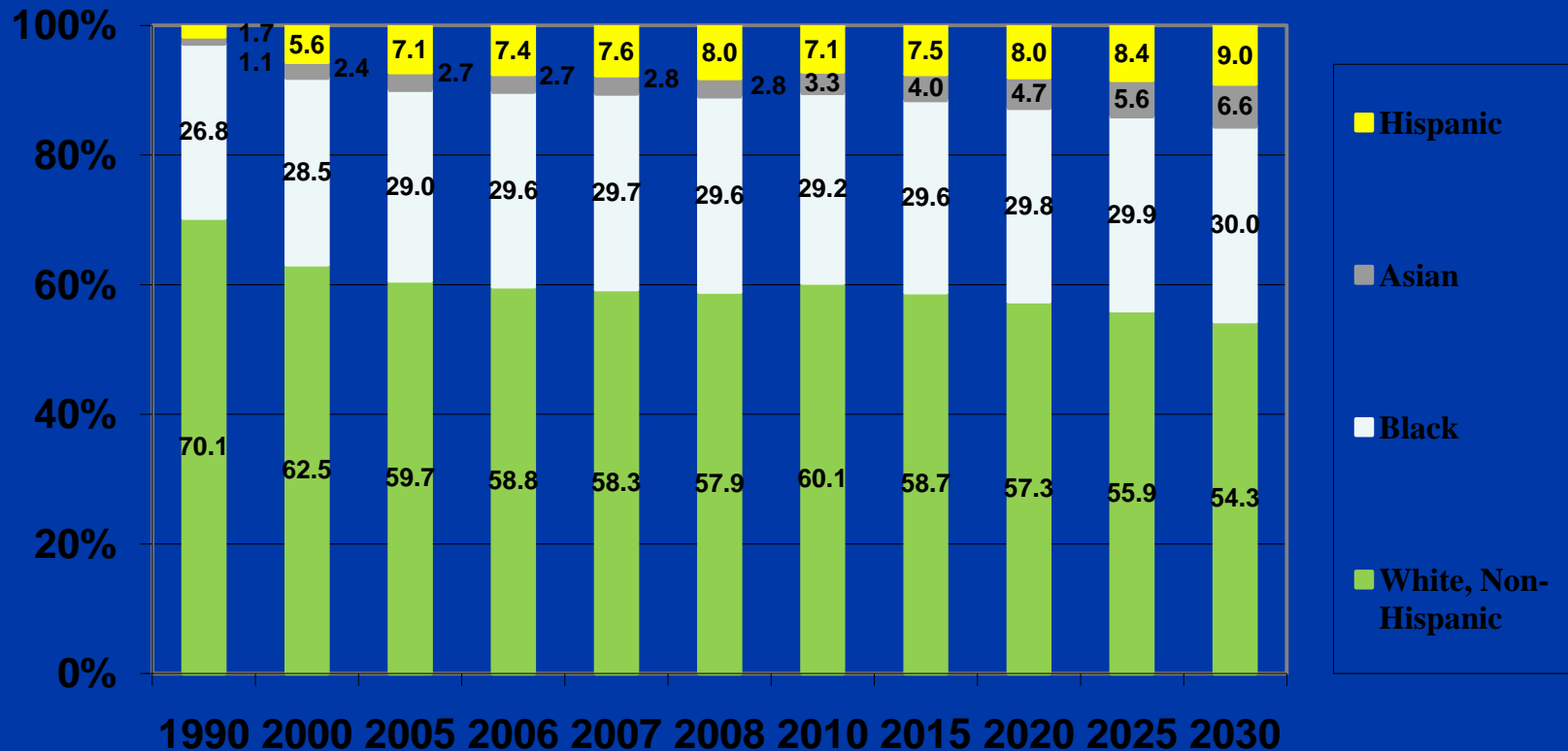


Faculty Forum

- ~~Faculty~~
- ~~Deans~~
- ~~Noting~~
- ~~High~~
- ~~College~~ ~~in~~
- ~~Faculty~~
- ~~Forum~~
- ~~Education~~

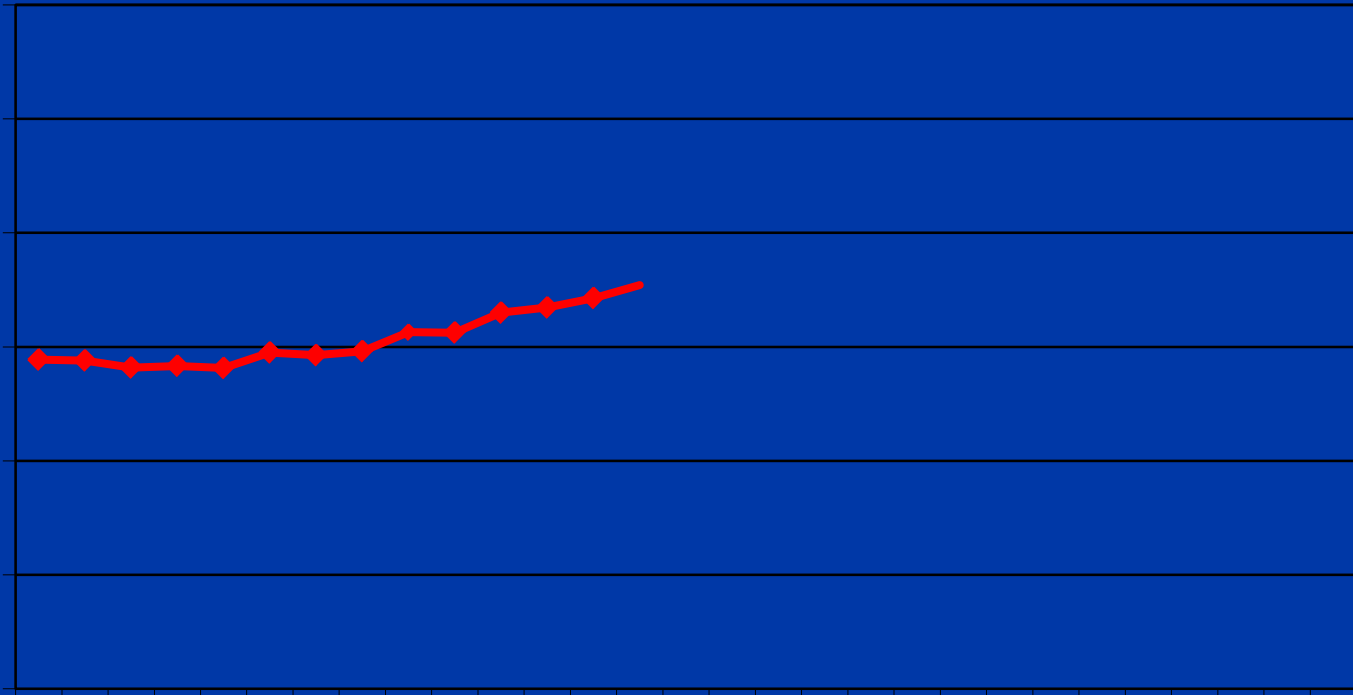


Population of Georgia, 1990-2000; Estimated Population, 2005-2008; and Projected Population, 2010 to 2030: Proportion by Race and Ethnicity



Source: U.S. Census Bureau, 1990 & 2000 decennial census, 2005-2008 American Community Survey. Projections are from Woods and Poole Economics, 2005 State Profiles, State and County Projections to 2030. Copyright 2005 Woods and Poole Economics, Inc. All rights reserved. *Creating A More Educated Georgia*


Georgia Public and Non-Public High School Graduates 1991-92 through 2004-05 (actual), 2005-06 through 2021-22 (projected)



HE by

05 and

1 -2022





USG Fall Headcount Enrollment Actual (1989-2010) and Projected to 2019

