


University System of Georgia

University System of Georgia
Enrollment Count by Academic Term and Residency Type
Fall 2020

Residency Type : In-State Students

Student Type : SER First-Time Freshmen

Special Cohort : All



University System of Georgia Enrollment Count by Academic Term & Residency Fall 2018

Residency Type : In-State Students

Student Type : Full-Time

County Origin in Georgia	Enrollment Count
Macon	18
Madison	26
McDuffie	21
McIntosh	18
Walden	18
Waynes	18
Wilkes	18
Worth	18
Other	18

McIntosh/W1/R4 8 T48671 0.271 08 T48671 0.8.35 5271 0.2770.2

University System of Georgia

Enrollment Count by Academic Term and Residency Type

Fall 2020

Residency Type : In-State Students

Student Type : SER First-Time Freshmen

Special Cohort : All

County Origin in Georgia	Count	Percentage
Washington	2	0.2
Wayne	1	0.1
White	2	0.2
Whitfield	5	0.5
Wilkes	5	0.5
Wilkinson	2	0.2
Worth	1	0.1
Augusta University Total	950	100.0

Georgia Institute of Technology

County Origin in Georgia	Count	Percentage
Baldwin	1	0.1
Barrow	5	0.4
Bartow	6	0.5
Bibb	18	1.5
Brantley	1	0.1
Bryan	4	0.3
Bulloch	4	0.3
Camden	1	0.1
Carroll	6	0.5
Catoosa	1	0.1
Chatham	23	1.9
Chattooga	1	0.1
Cherokee	41	3.4
Clarke	3	0.2
Clayton	9	0.7
Cobb	120	9.9
Coffee	3	0.2
Columbia	32	2.6
Coweta	18	1.5
Decatur	1	0.1
Dekalb	81	6.7
Dooly	1	0.1

University System of Georgia
Enrollment Count by Academic Term and Residency Type
Fall 2020

Residency Type :

University System of Georgia
Enrollment Count by Academic Term and Residency Type
Fall 2020

Residency Type : In-State Students

Student Type : SER First-Time Freshmen

Special Cohort : All

County Origin in Georgia	Count	Percentage
Oconee	11	0.9
Paulding	6	0.5
Peach	3	0.2
Polk	1	0.1
Putnam	2	0.2
Richmond	5	0.4
Rockdale	8	0.7
Spalding	1	0.1
Stephens	1	0.1

University System of Georgia

Enrollment Count by Academic Term and Residency Type

Fall 2020

Residency Type : In-State Students

Student Type : SER First-Time Freshmen

Special Cohort : All

County Origin in Georgia	Count	Percentage
Bryan	7	0.1
Bulloch	7	0.1
Butts	4	0.1
Calhoun	1	0.0
Camden	11	0.2
Carroll	27	0.4
Catoosa	2	0.0
Chatham	54	0.9
Chattahoochee	1	0.0
Chattooga	2	0.0
Cherokee	83	1.3
Clarke	31	0.5
Clayton	230	3.7
Cobb	537	8.6
Coffee	1	0.0
Colquitt	3	0.0
Columbia	28	0.4
Coweta	50	0.8
Crisp	3	0.0
Dawson	2	0.0
Decatur	2	0.0
Dekalb	975	15.7
Dodge	1	0.0
Dougherty	23	0.4
Douglas	124	2.0
Effingham	4	0.1
Elbert	1	0.0
Emanuel	3	0.0
Evans	3	0.0
Fannin	2	0.0
Fayette	120	1.9
Floyd	9	0.1
Forsyth	143	2.3

University System of Georgia

Enrollment Count by Academic Term and Residency Type

Fall 2020

Residency Type : In-State Students

Student Type : SER First-Time Freshmen

Special Cohort : All

County Origin in Georgia	Count	Percentage
Franklin	1	0.0
Fulton	1,230	19.8
Gilmer	2	0.0
Glascocock	1	0.0
Glynn	11	0.2
Gordon	7	0.1
Grady	1	0.0
Greene	6	0.1
Gwinnett	1,311	21.1
Habersham	5	0.1
Hall	43	0.7
Harris	6	0.1
Heard	1	0.0
Henry	263	4.2
Houston	34	0.5
Irwin	1	0.0
Jackson	20	0.3
Jasper	4	0.1
Jeff Davis	2	0.0
Jenkins	1	0.0
Laurens	6	0.1
Lee	1	0.0
Liberty	14	0.2
Long	3	0.0
Lowndes	14	0.2
Lumpkin	3	0.0
Madison	1	0.0
Mitchell	4	0.1
Monroe	4	0.1
Morgan	8	0.1
Murray	3	0.0
Muscogee	44	0.7
Newton	194	3.1

University System of Georgia

Enrollment Count by Academic Term and Residency Type

Fall 2020

Residency Type : In-State Students

Student Type : SER First-Time Freshmen

Special Cohort : All

County Origin in Georgia	Count	Percentage
Oconee	13	0.2
Oglethorpe	1	0.0
Paulding	36	0.6
Peach	2	0.0
Pickens	10	0.2
Pierce	1	0.0
Pike	2	0.0
Polk	5	0.1
Putnam	2	0.0
Quitman	1	0.0
Rabun	2	0.0
Randolph	1	0.0
Richmond	25	0.4
Rockdale	120	1.9
Screven	3	0.0
Spalding	14	0.2
Stephens	1	0.0
Sumter	3	0.0
Taylor	2	0.0
Thomas	11	0.2
Tift	2	0.0
Toombs	3	0.0
Troup	14	0.2
Union	1	0.0
Upson	3	0.0
Walker	6	0.1
Walton	114	1.8
Ware	1	0.0
Warren	3	0.0
White	2	0.0
Whitfield	7	0.1
Wilkes	2	0.0
Georgia State University Total	6,227	100.0

University System of Georgia
Enrollment Count by Academic Term and Residency Type
Fall 2020

Residency Type : In-State Students

Student Type : SER First-Time Freshmen

Special Cohort : All

University System of Georgia

Enrollment Count by Academic Term and Residency Type

Fall 2020

Residency Type : In-State Students

Student Type : SER First-Time Freshmen

Special Cohort : All

County Origin in Georgia	Count	Percentage
Hancock	1	0.0
Haralson	7	0.2
Harris	12	0.3
Hart	9	0.2
Heard	1	0.0
Henry	59	1.3
Houston	52	1.1
Irwin	1	0.0
Jackson	29	0.6
Jasper	7	0.2
Jeff Davis	1	0.0
Jefferson	5	0.1
Jones	7	0.2
Lamar	5	0.1
Laurens	11	0.2
Lee	10	0.2
Liberty	6	0.1
Long	1	0.0
Lowndes	38	0.8
Lumpkin	7	0.2

Jasper

University System of Georgia
Enrollment Count by Academic Term and Residency Type
Fall 2020

Residency Type : In-State Students

Student Type :

University System of Georgia

Enrollment Count by Academic Term and Residency Type

Fall 2020

Residency Type : In-State Students

Student Type : SER First-Time Freshmen

Special Cohort : All

County Origin in Georgia	Count	Percentage
Camden	42	0.8
Candler	21	0.4
Carroll	29	0.6
Catoosa	8	0.2
Charlton	4	0.1
Chatham	520	10.5
Chattooga	3	0.1
Cherokee	106	2.1
Clarke	13	0.3
Clayton	27	0.5
Clinch	4	0.1
Cobb	264	5.3
Coffee	13	0.3
Colquitt	20	0.4
Columbia	172	3.5
Cook	13	0.3
Coweta	53	1.1
Crawford	2	0.0
Crisp	8	0.2
Dawson	2	0.0
Decatur	20	0.4
Dekalb	240	4.8
Dodge	14	0.3
Dooly	3	0.1
Dougherty	22	0.4
Douglas	33	0.7
Early	11	0.2
Effingham	175	3.5
Elbert	2	0.0
Emanuel	15	0.3
Evans	18	0.4
Fannin	1	0.0
Fayette	65	1.3

University System of Georgia

Enrollment Count by Academic Term and Residency Type

Fall 2020

Residency Type : In-State Students

Student Type : SER First-Time Freshmen

Special Cohort : All

County Origin in Georgia	Count	Percentage
Floyd	18	0.4
Forsyth	107	2.2
Franklin	8	0.2
Fulton	352	7.1
Glynn	61	1.2
Gordon	4	0.1
Grady	8	0.2
Greene	8	0.2
Gwinnett	357	7.2
Habersham	5	0.1
Hall	45	0.9
Hancock	3	0.1
Haralson	11	0.2
Harris	20	0.4
Hart	11	0.2
Heard	2	0.0
Henry	132	2.7
Houston	110	2.2
Irwin	2	0.0
Jackson	36	0.7
Jasper	7	0.1

University System of Georgia
Enrollment Count by Academic Term and Residency Type
Fall 2020

Residency Type :

University System of Georgia
Enrollment Count by Academic Term and Residency Type
Fall 2020

Residency Type : In-State Students

Student Type :

University System of Georgia

Enrollment Count by Academic Term and Residency Type

Fall 2020

Residency Type : In-State Students

Student Type : SER First-Time Freshmen

Special Cohort : All

County Origin in Georgia	Count	Percentage
Banks	5	0.1
Barrow	42	0.6
Bartow	139	1.9
Ben Hill	3	0.0
Berrien	2	0.0
Bibb	52	0.7
Brantley	2	0.0
Brooks	2	0.0
Bryan	28	0.4
Bulloch	11	0.1
Burke	6	0.1
Butts	10	0.1
Calhoun	2	0.0
Camden	18	0.2
Carroll	73	1.0
Catoosa	20	0.3
Chatham	53	0.7
Chattooga	10	0.1
Cherokee	735	9.9
Clarke	23	0.3
Clayton	73	1.0
Clinch	3	0.0
Cobb	1,595	21.4
Coffee	4	0.1
Colquitt	11	0.1
Columbia	58	0.8
Cook	3	0.0
Coweta	147	2.0
Crisp	3	0.0
Dade	2	0.0
Dawson	10	0.1
Decatur	3	0.0
Dekalb	328	4.4

University System of Georgia

Enrollment Count by Academic Term and Residency Type

Fall 2020

Residency Type : In-State Students

Student Type : SER First-Time Freshmen

Special Cohort : All

County Origin in Georgia	Count	Percentage
Laurens	6	0.1
Lee	19	0.3
Liberty	17	0.2
Lincoln	4	0.1
Lowndes	27	0.4
Lumpkin	3	0.0
Macon	1	0.0
Madison	10	0.1
Marion	2	0.0
McDuffie	7	0.1
McIntosh	2	0.0
Meriwether	1	0.0
Mitchell	4	0.1
Monroe	0	0.1
Morgan	5	0.1
Murray	14	0.2
Muscogee	50	0.7
Newton	88	1.2
Oconee	19	0.3
Oglethorpe	3	0.0
Paulding	239	3.2
Peach	6	0.1
Pickens	11	0.1
Pierce	2	0.0
Pike	8	0.1
Polk	39	0.5
Putnam	11	0.1
Quitman	1	0.0
Rabun	3	0.0
Richmond	41	0.6
Rockdale	69	0.9
Screven	1	0.0
Seminole	2	0.0

University System of Georgia
Enrollment Count by Academic Term and Residency Type
Fall 2020

Residency Type : In-State Students

Student Type : SER First-Time Freshmen

Special Cohort :

University System of Georgia

Enrollment Count by Academic Term and Residency Type

Fall 2020

Residency Type : In-State Students

Student Type : SER First-Time Freshmen

Special Cohort : All


County Origin in Georgia	Count	Percentage
Fulton	101	6.0
Glynn	3	0.2
Gordon	7	0.4
Grady	1	0.1
Greene	3	0.2
Gwinnett	75	4.4
Hall	9	0.5
Haralson	68	4.0
Harris	10	0.6
Hart	3	0.2
Heard	14	0.8
Henry	51	3.0
Houston	11	0.6
Jackson	2	0.1
Jasper	1	0.1
Johnson	1	0.1
Jones	3	0.2
Lamar	2	0.1
Laurens	1	0.1
Lee	3	0.2
Lowndes	5	0.3
Lumpkin	3	0.2
Madison	1	0.1
Marion	2	0.1
Meriwether	5	0.3
Morgan	2	0.1
Murray	3	0.2
Muscogee	10	0.6
Newton	18	1.1
Oconee	1	0.1
Paulding	83	4.9
Pickens	3	0.2
Pierce	1	0.1

University System of Georgia
Enrollment Count by Academic Term and Residency Type
Fall 2020

Residency Type : In-State Students

Student Type : SER First-Time Freshmen

Special Cohort : All



University System of Georgia

Enrollment Count by Academic Term and Residency Type

Fall 2020

Residency Type : In-State Students

Student Type : SER First-Time Freshmen

Special Cohort : All

County Origin in Georgia	Count	Percentage
Baldwin	9	0.4
Barrow	11	0.5
Bartow	3	0.1
Ben Hill	18	0.9
Berrien	32	1.5
Bibb	39	1.9
Bleckley	2	0.1
Brantley	11	0.5
Brooks	20	1.0
Bryan	4	0.2
Bulloch	5	0.2
Burke	4	0.2
Butts	8	0.4
Calhoun	7	0.3
Camden	22	1.1
Carroll	9	0.4
Catoosa	2	0.1
Charlton	1	0.0
Chatham	20	1.0
Cherokee	18	0.9
Clarke	7	0.3
Clay	1	0.0
Clayton	61	3.0
Clinch	13	0.6
Cobb	68	3.3
Coffee	15	0.7
Colquitt	60	2.9
Columbia	11	0.5
Cook	22	1.1
Coweta	17	0.8
Crisp	23	1.1
Decatur	18	0.9
Dekalb	70	3.4

University System of Georgia
Enrollment Count by Academic Term and Residency Type
Fall 2020

Residency Type :

University System of Georgia

Enrollment Count by Academic Term and Residency Type

Fall 2020

Residency Type : In-State Students

Student Type : SER First-Time Freshmen

Special Cohort : All

County Origin in Georgia	Count	Percentage
Jeff Davis	23	1.1
Jefferson	2	0.1
Jenkins	3	0.1
Johnson	1	0.0
Jones	7	0.3
Lamar	3	0.1
Lanier	10	0.5
Laurens	16	0.8
Lee	24	1.2
Liberty	13	0.6
Lincoln	1	0.0
Long	12	0.6
Lowndes	237	11.5
Lumpkin	2	0.1
Macon	1	0.0
McDuffie	6	0.3
McIntosh	3	0.1
Meriwether	1	0.0
Miller	3	0.1
Mitchell	21	1.0
Monroe	6	0.3
Montgomery	2	0.1
Morgan	6	0.3
Muscogee	34	1.6
Newton	29	1.4
Oconee	4	0.2
Paulding	16	0.8
Peach	14	0.7
Pickens	5	0.2
Pierce	15	0.7
Pike	9	0.4
Polk	7	0.3
Pulaski	2	0.1

University System of Georgia
Enrollment Count by Academic Term and Residency Type
Fall 2020

Residency Type : In-State Students

Student Type :

University System of Georgia
Enrollment Count by Academic Term and Residency Type
Fall 2020

Residency Type : In-State Students

Student Type : SER First-Time Freshmen

Special Cohort : All

County Origin in Georgia	Count	Percentage
Wilkinsone :	3	e :

University System of Georgia

University System of Georgia

Enrollment Count by Academic Term and Residency Type

Fall 2020

Residency Type : In-State Students

Student Type : SER First-Time Freshmen

Special Cohort : All

County Origin in Georgia	Count	Percentage
Lowndes	4	0.3
Macon	1	0.1
McDuffie	4	0.3
McIntosh	2	0.2
Meriwether	2	0.2
Miller	1	0.1
Mitchell	7	0.6
Monroe	1	0.1
Morgan	1	0.1
Muscogee	42	3.4
Newton	22	1.8
Oglethorpe	3	0.2
Paulding	12	1.0
Peach	5	0.4
Polk	1	0.1
Putnam	1	0.1
Randolph	4	0.3
Richmond	50	4.0
Rockdale	31	2.5
Seminole	2	0.2
Spalding	10	0.8
Stewart	2	0.2
Sumter	6	0.5
Talbot	1	0.1
Taliaferro	2	0.2
Tattnall	1	0.1
Taylor	1	0.1
Terrell	9	0.7
Thomas	2	0.2
Tift	4	0.3
Toombs	5	0.4
Treutlen	1	0.1
Troup	5	0.4

University System of Georgia

Enrollment Count by Academic Term and Residency Type

Fall 2020

Residency Type : In-State Students

Student Type : SER First-Time Freshmen

Special Cohort : All

County Origin in Georgia	Count	Percentage
Walton	4	0.3
Ware	3	0.2
Warren	1	0.1
Washington	5	0.4
Wayne	3	0.2
Webster	1	0.1
Wilcox	2	0.2
Worth	7	0.6
Albany State University Total	1,242	100.0

Clayton State University

County Origin in Georgia	Count	Percentage
Baldwin	2	0.3
Barrow	1	0.1
Bartow	1	0.1
Bibb	11	1.5
Bryan	2	0.3
Bulloch	1	0.1
Butts	2	0.3
Carroll	3	0.4
Chatham	10	1.3
Cherokee	1	0.1
Clarke	3	0.4
Clayton	225	29.8
Cobb	12	1.6
Columbia	1	0.1
Coweta	7	0.9
Decatur	1	0.1
Dekalb	77	10.2
Dooly	3	0.4
Dougherty	3	0.4
Douglas	8	1.1
Early	2	0.3

University System of Georgia

Enrollment Count by Academic Term and Residency Type

Fall 2020

Residency Type : In-State Students

Student Type : SER First-Time Freshmen

Special Cohort : All

County Origin in Georgia	Count	Percentage
Evans	1	0.1
Fayette	39	5.2
Forsyth	2	0.3
Franklin	1	0.1
Fulton	76	10.1
Gilmer	1	0.1
Glynn	2	0.3
Gwinnett	5	0.7
Hancock	1	0.1
Henry	140	18.6
Houston	3	0.4
Jackson	1	0.1
Jefferson	2	0.3
Johnson	2	0.3
Lamar	2	0.3
Laurens	4	0.5
Lee	2	0.3
Lowndes	5	0.7
Macon	2	0.3
Madison	2	0.3
Marion	1	0.1
McDuffie	3	0.4
Morgan	1	0.1
Muscogee	11	1.5
Newton	14	1.9
Pike	2	0.3
Richmond	13	1.7
Rockdale	15	2.0
Seminole	1	0.1
Spalding	6	0.8
Sumter	1	0.1
Toombs	1	0.1
Troup	6	0.8

University System of Georgia

Enrollment Count by Academic Term and Residency Type

Fall 2020

Residency Type : In-State Students

Student Type : SER First-Time Freshmen

Special Cohort : All


County Origin in Georgia	Count	Percentage
Cook	2	0.2
Coweta	42	3.4
Crawford	1	0.1
Crisp	1	0.1
Dekalb	28	2.3
Dooly	2	0.2
Dougherty	25	2.0
Douglas	23	1.9
Early	13	1.1
Effingham	3	0.2
Evans	1	0.1
Fayette	11	0.9
Forsyth	7	0.6
Fulton	56	4.5
Gilmer	1	0.1
Glynn	6	0.5
Grady	2	0.2
Greene	1	0.1
Gwinnett	53	4.3
Habersham	1	0.1
Hall	4	0.3
Harris	75	6.1
Hart	1	0.1
Heard	1	0.1
Henry	33	2.7
Houston	28	2.3
Irwin	1	0.1
Jackson	4	0.3
Jeff Davis	1	0.1
Lamar	3	0.2
Laurens	3	0.2
Lee	15	1.2
Liberty	9	0.7

University System of Georgia
Enrollment Count by Academic Term and Residency Type
Fall 2020

Residency Type : In-State Students

Student Type : SER First-Time Freshmen

Special Cohort : All



University System of Georgia

University System of Georgia

Enrollment Count by Academic Term and Residency Type

Fall 2020

Residency Type : In-State Students

Student Type : SER First-Time Freshmen

Special Cohort : All

County Origin in Georgia	Count	Percentage
Long	2	0.3
Lowndes	8	1.2
Macon	1	0.1
Marion	1	0.1
Meriwether	2	0.3
Mitchell	1	0.1
Monroe	1	0.1
Montgomery	2	0.3
Muscogee	13	1.9
Newton	21	3.1
Paulding	2	0.3
Peach	28	4.2
Polk	2	0.3
Pulaski	2	0.3
Putnam	3	0.4
Randolph	1	0.1
Richmond	17	2.5
Rockdale	23	3.4
Screven	1	0.1
Seminole	2	0.3
Spalding	7	1.0
Sumter	9	1.3
Tattnell	2	0.3
Taylor	7	1.0
Terrell	5	0.7
Thomas	9	1.3
Tift	4	0.6
Troup	3	0.4
Twiggs	1	0.1
Upson	6	0.9
Walton	5	0.7
Ware	1	0.1
Washington	2	0.3

University System of Georgia

Enrollment Count by Academic Term and Residency Type

Fall 2020

Residency Type : In-State Students

Student Type : SER First-Time Freshmen

Special Cohort : All

County Origin in Georgia	Count	Percentage
Wayne	1	0.1
Wilcox	1	0.1
Wilkinson	1	0.1
Fort Valley State University Total	672	100.0

Georgia College & State University

County Origin in Georgia	Count	Percentage
Atkinson	1	0.1
Baldwin	24	1.8
Banks	1	0.1
Barrow	11	0.8
Bartow	8	0.6
Ben Hill	1	0.1
Berrien	1	0.1
Bibb	30	2.3
Bleckley	3	0.2
Brantley	2	0.2
Bryan	2	0.2
Bulloch	6	0.5
Burke	1	0.1
Butts	2	0.2
Camden	1	0.1
Candler	1	0.1
Carroll	6	0.5
Charlton	1	0.1
Chatham	34	2.6
Cherokee	72	5.4
Clarke	12	0.9
Clayton	2	0.2
Cobb	100	7.5
Colquitt	2	0.2
Columbia	48	3.6
Coweta	20	1.5

University System of Georgia

Enrollment Count by Academic Term and Residency Type

Fall 2020

Residency Type : In-State Students

Student Type : SER First-Time Freshmen

Special Cohort : All

County Origin in Georgia	Count	Percentage
Crawford	4	0.3
Dawson	9	0.7
Decatur	3	0.2
Dekalb	69	5.2
Dodge	3	0.2
Dooly	2	0.2
Dougherty	3	0.2
Douglas	5	0.4
Effingham	7	0.5
Emanuel	3	0.2
Fayette	44	3.3
Floyd	4	0.3
Forsyth	89	6.7
Franklin	1	0.1
Fulton	184	13.9
Glascock	1	0.1
Glynn	18	1.4
Grady	1	0.1
Gwinnett	140	10.6
Habersham	2	0.2
Hall	16	1.2
Hancock	3	0.2
Heard	2	0.2
Henry	43	3.2
Houston	19	1.4
Irwin	1	0.1
Jackson	23	1.7
Jasper	9	0.7
Jefferson	1	0.1
Jones	12	0.9
Lamar	2	0.2
Laurens	4	0.3
Lee	1	0.1

University System of Georgia

Enrollment Count by Academic Term and Residency Type

Fall 2020

Residency Type : In-State Students

Student Type : SER First-Time Freshmen

Special Cohort : All

County Origin in Georgia	Count	Percentage
Long	1	0.1
Lowndes	5	0.4
Macon	1	0.1
Madison	2	0.2
McDuffie	4	0.3
McIntosh	2	0.2
Meriwether	1	0.1
Mitchell	1	0.1
Monroe	3	0.2
Montgomery	1	0.1
Morgan	9	0.7
Muscogee	14	1.1
Newton	10	0.8
Oconee	11	0.8
Oglethorpe	2	0.2
Paulding	3	0.2
Peach	6	0.5
Pierce	7	0.5
Pike	2	0.2
Pulaski	3	0.2
Putnam	7	0.5
Rabun	1	0.1
Richmond	15	1.1
Rockdale	5	0.4
Screven	2	0.2
Spalding	3	0.2
Stephens	1	0.1
Sumter	3	0.2
Tattnall	1	0.1
Taylor	2	0.2
Thomas	9	0.7
Tift	1	0.1
Toombs	5	0.4

University System of Georgia
Enrollment Count by Academic Term and Residency Type
Fall 2020

Residency Type : In-State Students

Student Type : SER First-Time Freshmen

Special Cohort : All

University System of Georgia

Enrollment Count by Academic Term and Residency Type

Fall 2020

Residency Type : In-State Students

Student Type : SER First-Time Freshmen

Special Cohort : All

County Origin in Georgia	Count	Percentage
Miller	1	0.2
Mitchell	5	1.1
Monroe	2	0.4
Muscogee	11	2.5
Newton	3	0.7
Paulding	1	0.2
Peach	5	1.1
Pike	2	0.4
Pulaski	2	0.4
Quitman	1	0.2
Randolph	1	0.2
Richmond	3	0.7
Rockdale		

University System of Georgia

Enrollment Count by Academic Term and Residency Type

Fall 2020

Residency Type : In-State Students

Student Type : SER First-Time Freshmen

Special Cohort : All

Middle Georgia State University

County Origin in Georgia	Count	Percentage
Appling	1	0.1
Baker	1	0.1
Baldwin	6	0.5
Barrow	1	0.1
Bartow	5	0.4
Bibb	161	13.8
Bleckley	29	2.5
Brantley	2	0.2
Bryan	1	0.1
Bulloch	2	0.2
Butts	10	0.9
Calhoun	2	0.2
Camden	1	0.1
Carroll	2	0.2
Chatham	4	0.3
Cherokee	5	0.4
Clarke	4	0.3
Clayton	18	1.5
Cobb	23	2.0
Coffee	1	0.1
Coweta	23	2.0
Crawford	5	0.4
Crisp	6	0.5
Decatur	3	0.3
Dekalb	50	4.3
Dodge	42	3.6
Dooly	3	0.3
Dougherty	2	0.2
Douglas	16	1.4
Effingham	3	0.3
Emanuel	3	0.3

University System of Georgia

Enrollment Count by Academic Term and Residency Type

Fall 2020

Residency Type : In-State Students

Student Type : SER First-Time Freshmen

Special Cohort : All

County Origin in Georgia	Count	Percentage
Fayette	21	1.8
Floyd	2	0.2
Forsyth	6	0.5
Fulton	86	7.4
Glascocock	1	0.1
Glynn	2	0.2
Gordon	1	0.1
Grady	4	0.3
Gwinnett	41	3.5
Hall	5	0.4
Hancock	2	0.2
Harris	1	0.1
Heard	1	0.1
Henry	41	3.5
Houston	167	14.3
Jackson	1	0.1
Jasper	5	0.4
Jeff Davis	1	0.1
Jefferson	4	0.3
Jenkins	1	0.1
Johnson	2	0.2
Jones	20	1.7
Lamar	3	0.3
Laurens	77	6.6
Lee	2	0.2
Liberty	3	0.3
Lowndes	5	0.4
Lumpkin	1	0.1
Macon	5	0.4
Madison	1	0.1
Marion	1	0.1
McDuffie	1	0.1
Meriwether	2	0.2

University System of Georgia

Enrollment Count by Academic Term and Residency Type

Fall 2020

Residency Type : In-State Students

Student Type : SER First-Time Freshmen

Special Cohort : All

County Origin in Georgia	Count	Percentage
Miller	1	0.1
Mitchell	1	0.1
Monroe	25	2.1
Montgomery	2	0.2
Morgan	2	0.2
Murray	1	0.1
Muscogee	3	0.3
Newton	11	0.9
Oconee	1	0.1
Paulding	7	0.6
Peach	33	2.8
Pickens	2	0.2
Pike	5	0.4
Pulaski	16	1.4
Putnam	4	0.3
Richmond	8	0.7
Rockdale	16	1.4

University System of Georgia
Enrollment Count by Academic Term and Residency Type
Fall 2020

Residency Type : In-State Students

Student Type : SER First-Time Freshmen

Special Cohort : All

County Origin in Georgia	Count	Percentage
Washington	6	0.5

University System of Georgia
Enrollment Count by Academic Term and Residency Type
Fall 2020

Residency Type :

University System of Georgia

Enrollment Count by Academic Term and Residency Type

Fall 2020

Residency Type : In-State Students

Student Type : SER First-Time Freshmen

Special Cohort : All

County Origin in Georgia	Count	Percentage
Monroe	3	0.5
Morgan	1	0.2
Muscogee	7	1.1
Newton	11	1.8
Paulding	2	0.3
Peach	4	0.6
Pierce	1	0.2
Richmond	9	1.4
Rockdale	8	1.3
Seminole	1	0.2
Spalding	5	0.8
Stephens	1	0.2
Taylor	1	0.2
Telfair	1	0.2
Thomas	2	0.3
Tift	2	0.3
Toombs	8	1.3
Towns	1	0.2
Treutlen	1	0.2
Troup	2	0.3
Upson	1	0.2
Walton	2	0.3
Ware	3	0.5
Washington	5	0.8
Wayne	2	0.3
Wheeler	1	0.2
Wilkinson	1	0.2
Worth	3	0.5
Savannah State University Total	624	100.0

University of North Georgia

County Origin in Georgia	Count	Percentage
Appling	3	0.1

University System of Georgia

Enrollment Count by Academic Term and Residency Type

Fall 2020

Residency Type : In-State Students

Student Type : SER First-Time Freshmen

Special Cohort : All

County Origin in Georgia	Count	Percentage
Bacon	1	0.0
Baldwin	2	0.0
Banks	30	0.7
Barrow	127	3.2
Bartow	15	0.4
Bibb	20	0.5
Bleckley	2	0.0
Bryan	13	0.3
Bulloch	3	0.1
Burke	1	0.0
Butts	1	0.0
Calhoun	1	0.0
Camden	3	0.1
Candler	1	0.0
Carroll	11	0.3
Catoosa	10	0.2
Charlton	2	0.0
Chatham	32	0.8

University System of Georgia

University System of Georgia
Enrollment Count by Academic Term and Residency Type
Fall 2020

Residency Type : In-State Students

Student Type : SER First-Time Freshmen

Special Cohort : All



University System of Georgia

Enrollment Count by Academic Term and Residency Type

Fall 2020

Residency Type : In-State Students

Student Type : SER First-Time Freshmen

Special Cohort : All

County Origin in Georgia	Count	Percentage
Toombs	1	0.0
Towns	14	0.3
Troup	13	0.3
Twiggs	1	0.0
Union	31	0.8
Upson	3	0.1
Walker	10	0.2
Walton	105	2.6
Ware	4	0.1
Warren	1	0.0
Washington	3	0.1
Wayne	4	0.1
White	58	1.4
Whitfield	26	0.6
Wilkes	4	0.1
Wilkinson	1	0.0
University of North Georgia Total	4,023	100.0
State Universities Total	11,492	23.9

State Colleges

Abraham Baldwin Agricultural College

County Origin in Georgia	Count	Percentage
Appling	5	0.6
Atkinson	6	0.8
Bacon	1	0.1
Baldwin	2	0.3
Banks	2	0.3
Barrow	3	0.4
Bartow	1	0.1
Ben Hill	25	3.2
Berrien	22	2.8
Bibb	7	0.9
Bleckley	2	0.3

University System of Georgia
Enrollment Count by Academic Term and Residency Type
Fall 2020

Residency Type :

University System of Georgia
Enrollment Count by Academic Term and Residency Type

University System of Georgia

Enrollment Count by Academic Term and Residency Type

Fall 2020

Residency Type : In-State Students

Student Type : SER First-Time Freshmen

Special Cohort : All

County Origin in Georgia	Count	Percentage
Lumpkin	2	0.3
Macon	2	0.3
Madison	1	0.1
Marion	1	0.1
McIntosh	1	0.1
Miller	9	1.1
Mitchell	16	2.0
Monroe	3	0.4
Montgomery	1	0.1
Murray	1	0.1
Muscogee	1	0.1
Newton	14	1.8

University System of Georgia
Enrollment Count by Academic Term and Residency Type
Fall 2020

Residency Type : In-State Students

Student Type : SER First-Time Freshmen

Special Cohort : All

University System of Georgia
Enrollment Count by Academic Term and Residency Type
Fall 2020

Residency Type : In-State Students

Student Type : SER First-Time Freshmen

Special Cohort : All

County Origin in Georgia	Count
--------------------------	-------

University System of Georgia

Enrollment Count by Academic Term and Residency Type

Fall 2020

Residency Type : In-State Students

Student Type : SER First-Time Freshmen

Special Cohort : All

County Origin in Georgia	Count	Percentage
Elbert	1	0.2
Fayette	4	0.7
Forsyth	1	0.2
Franklin	1	0.2
Fulton	6	1.1
Glynn	168	30.5
Gwinnett	8	1.5
Hall	10	1.8
Heard	1	0.2
Henry	9	1.6
Houston	2	0.4
Jackson	2	0.4
Jasper	5	0.9
Jeff Davis	2	0.4
Laurens	3	0.5
Liberty	23	4.2
Long	3	0.5
Lowndes	1	0.2
Lumpkin	1	0.2
Macon	1	0.2
Madison	1	0.2
McDuffie	1	0.2
McIntosh		

University System of Georgia

Enrollment Count by Academic Term and Residency Type

Fall 2020

Residency Type : In-State Students

Student Type : SER First-Time Freshmen

Special Cohort : All

County Origin in Georgia	Count	Percentage
Bartow	2	0.3
Ben Hill	1	0.2
Bibb	12	1.8
Bleckley	1	0.2
Bryan	16	2.4
Bulloch	42	6.4
Burke	18	2.7
Butts	1	0.2
Camden	3	0.5
Candler	10	1.5
Carroll	1	0.2
Charlton	1	0.2
Chatham	36	5.5
Cherokee	2	0.3
Clayton	2	0.3
Cobb	11	1.7
Colquitt	2	0.3
Columbia	64	9.7
Coweta	3	0.5
Dekalb	9	1.4
Dodge	1	0.2
Dougherty	1	0.2
Douglas	4	0.6
Early	1	0.2
Effingham	22	3.3
Emanuel	41	6.2
Evans	9	1.4
Fayette	4	0.6
Forsyth	3	0.5
Fulton	7	1.1
Greene	1	0.2
Gwinnett	9	1.4
Hall	3	0.5

University System of Georgia

Enrollment Count by Academic Term and Residency Type

Fall 2020

Residency Type : In-State Students

Student Type : SER First-Time Freshmen

Special Cohort : All

County Origin in Georgia	Count	Percentage
Hancock	2	0.3
Haralson	1	0.2
Hart	1	0.2
Henry	10	1.5
Houston	3	0.5
Irwin	1	0.2
Jeff Davis	5	0.8
Jefferson	21	3.2
Jenkins	8	1.2
Johnson	6	0.9
Lanier	2	0.3
Laurens	1	0.2
Liberty	8	1.2
Lincoln	5	0.8
Long	3	0.5
Lowndes	1	0.2
Marion	1	0.2
McDuffie	6	0.9
McIntosh	1	0.2
Monroe	1	0.2
Montgomery	3	0.5
Morgan	1	0.2
Muscogee	2	0.3
Newton	2	0.3
Paulding	1	0.2
Peach	1	0.2
Pierce	3	0.5
Pike	1	0.2
Pulaski	1	0.2
Putnam	2	0.3
Richmond	93	14.1
Rockdale	2	0.3
Screven	11	1.7

University System of Georgia

Enrollment Count by Academic Term and Residency Type

Fall 2020

Residency Type : In

Special Cohort : All

nter	2
tnall	25
omas	1
ombs	21
eutlen	6
oup	2
lton	1
re	2
rren	1
shington	9
yne	3
eeeler	6
cox	1
kinson	1

County Origin in Georgia	Count	Percentage
Barrow	83	3.7
Bartow	2	0.1
Bibb	2	0.1
Bryan	2	0.1
Carroll	1	0.0
Chatham	3	0.1
Cherokee	6	0.3
Clarke	22	1.0
Clayton	28	1.3
Cobb	18	0.8
Coffee	1	0.0
Columbia	3	0.1
Coweta	1	0.0
Crisp	1	0.0
Dekalb	125	5.6

University System of Georgia

Enrollment Count by Academic Term and Residency Type

Fall 2020

Residency Type : In-State Students

Student Type : SER First-Time Freshmen

Special Cohort : All

County Origin in Georgia	Count	Percentage
Dougherty	1	0.0
Douglas	5	0.2
Effingham	1	0.0
Elbert	1	0.0
Emanuel	1	0.0
Fayette	6	0.3
Forsyth	8	0.4
Fulton	62	2.8
Grady	1	0.0
Greene	1	0.0
Gwinnett	1,562	70.6
Habersham	2	0.1
Hall	20	0.9
Heard	1	0.0
Henry	18	0.8
Houston	2	0.1
Jackson	17	0.8
Jones	1	0.0
Lee	1	0.0
Liberty	1	0.0
Lincoln	1	0.0
Long	1	0.0
Montgomery	1	0.0
Morgan	2	0.1
Muscogee	1	0.0
Newton	33	1.5
Oconee	1	0.0
Oglethorpe	1	0.0
Paulding	4	0.2
Pickens	1	0.0
Putnam	1	0.0
Rabun	1	0.0
Richmond	5	0.2

University System of Georgia

University System of Georgia

Enrollment Count by Academic Term and Residency Type

Fall 2020

Residency Type : In-State Students

Student Type : SER First-Time Freshmen

Special Cohort : All

County Origin in Georgia	Count	Percentage
Jones	1	0.1
Lee	1	0.1
Lowndes	1	0.1
Paulding	99	10.9
Pickens	3	0.3
Polk	65	7.2
Putnam	1	0.1
Rabun	1	0.1
Taylor	1	0.1
Walton	2	0.2
Whitfield	2	0.2
Georgia Highlands College Total	909	100.0

Gordon State College

County Origin in Georgia	Count	Percentage
Banks	1	0.2
Barrow	2	0.3
Bartow	1	0.2
Ben Hill	1	0.2
Bibb	24	3.8
Brantley	1	0.2
Butts	23	3.7
Camden	1	0.2
Carroll	5	0.8
Chatham	1	0.2
Clarke	2	0.3
Clayton	33	5.2
Cobb	9	1.4
Columbia	1	0.2
Coweta	10	1.6
Crawford	1	0.2
Decatur	1	0.2
Dekalb	21	3.3

University System of Georgia

Enrollment Count by Academic Term and Residency Type

Fall 2020

Residency Type : In-State Students

Student Type : SER First-Time Freshmen

Special Cohort : All

County Origin in Georgia	Count	Percentage
Dougherty	3	0.5
Douglas	8	1.3
Fayette	14	2.2
Floyd	1	0.2
Forsyth	3	0.5
Fulton	31	4.9
Greene	1	0.2
Gwinnett	9	1.4
Hancock	1	0.2
Harris	2	0.3
Henry	149	23.7
Houston	6	1.0
Jasper	2	0.3
Jones	2	0.3
Lamar	38	6.0
Laurens	2	0.3
Lee	2	0.3
Madison	1	0.2
McIntosh	1	0.2
Meriwether	5	0.8
Monroe	12	1.9
Morgan	1	0.2
Newton	19	3.0
Oglethorpe	1	0.2
Peach	2	0.3
Pike	36	5.7
Polk	1	0.2
Richmond	2	0.3
Rockdale	6	1.0
Spalding	66	10.5
Taylor	2	0.3
Telfair	2	0.3
Terrell	1	0.2

University System of Georgia

Enrollment Count by Academic Term and Residency Type

Fall 2020

Residency Type : In-State Students

Student Type : SER First-Time Freshmen

Special Cohort : All

County Origin in Georgia	Count	Percentage
Twiggs	1	0.2
Upson	55	8.7
Walton	3	0.5
Whitfield	1	0.2
Gordon State College Total	630	100.0

South Georgia State College

County Origin in Georgia	Count	Percentage
Appling	19	4.1
Atkinson	20	4.3
Bakon	1810	271

1810.271 rg364.9 -308.200781 Td/R..271 0.271 0216Td/R4 8 6rd/R

University System of Georgia

Enrollment Count by Academic Term and Residency Type

Fall 2020

Residency Type : In-State Students

Student Type : SER First-Time Freshmen

Special Cohort : All

County Origin in Georgia	Count	Percentage
Thomas	4	0.9
Tift	1	0.2
Troup	1	0.2
Walton	3	0.6
Ware	64	13.7
Wayne	7	1.5
Wheeler	2	0.4
White	1	0.2
South Georgia State College Total	467	100.0
State Colleges Total	7,315	15.2
System Total	48,015	100.0