



UNIVERSITY SYSTEM OF GEORGIA

Total Enrollment

The headcount enrollment of the 26 institutions of the University System of Georgia in spring 2024 is 326,385, representing an increase of 4.8 percent (14,901 students) from the spring 2023 enrollment of 311,484. This represents a fifteen-year high, surpassing the previous spring enrollment peak of 317,023 in spring 2021. Notably, the attrition that occurs each year from fall to spring is less this year compared to last year (18,007 vs.

22,975). The spring 2024 full-time equivalent (FTE) enrollment increased from 264,853

Undergraduate vs. Graduate Enrollment

Systemwide, undergraduate enrollment increased by 3.3 percent (8,120 students) compared to spring 2023 but declined by 0.8 percent (1,989 students) since spring 2020. USG graduate enrollment increased by 10.4 percent

freshman enrollment: comprehensive universities increased by 21.4 percent (176 students), state universities increased by 1.9 percent (22 students), and state colleges increased by 7.1 percent (104 students). Over the last five years, three out of the four sectors had a decline in beginning freshman enrollment. Only comprehensive universities increased beginning freshman enrollment compared to spring 2020 (21.9 percent, 179 students), while the research university sector declined by 24.5 percent (367 students, primarily at Georgia State University), state universities declined by 7.0 percent (90 students), and state colleges declined by 2.5 percent (41 students).

Dual Enrollment

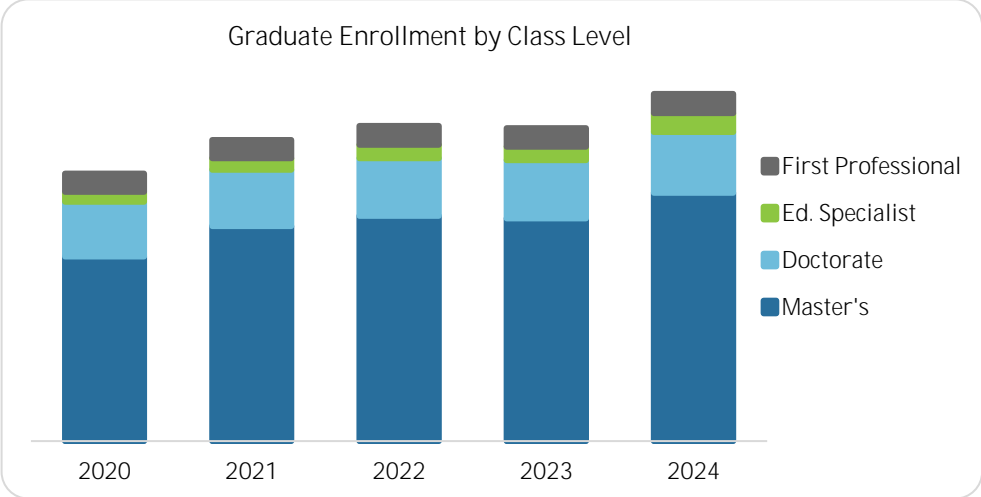
Systemwide, dual enrollment increased by 26.9 percent (3,186 students) compared to spring 2023, reversing a pattern of decline that started in 2021. Compared to spring 2020, system dual enrollment increased by 17.8 percent (2,276 students).

Looking at dual enrollment by sector, compared to spring 2023, spring 2024 dual enrollment increased in every sector. The research sector increased by 15.1 percent (482 students), comprehensive universities by an astonishing 42.5 percent (1,059 students), state universities by 25.9 percent (842 students), state colleges by 27.6 percent (803 students). Compared to spring 2020, three out of the four sectors increased dual enrollment. Research universities increased by 44.9 percent (1,139 students) since spring 2020, comprehensive universities increased by 44.5 percent (1,095 students), state universities by 4.6 percent (180 students), and state colleges declined by 3.6 percent (138 students).

Undergraduate Transfers

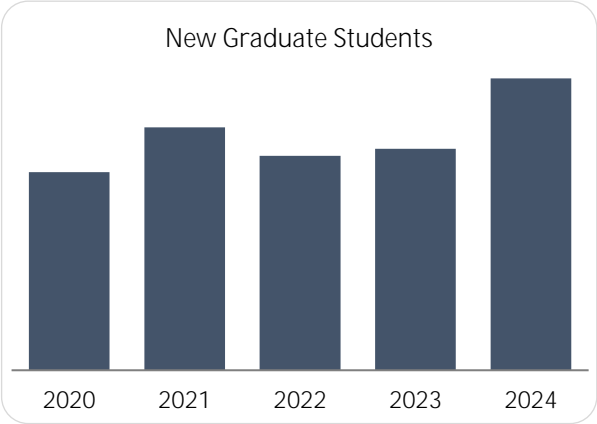
There were 0 Georgia students

Graduate Enrollment



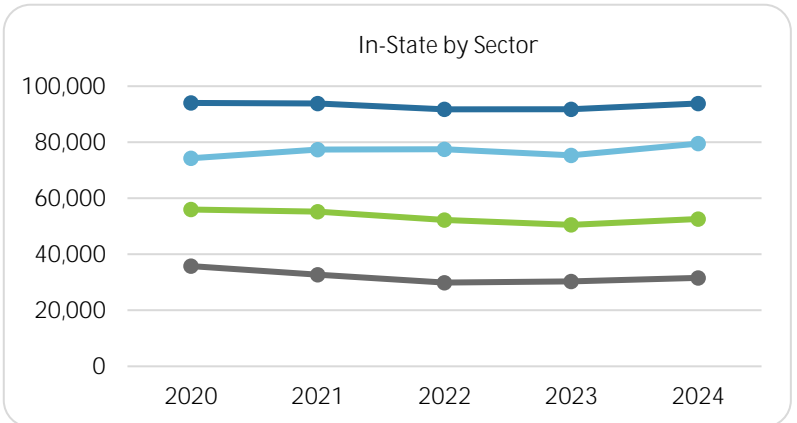
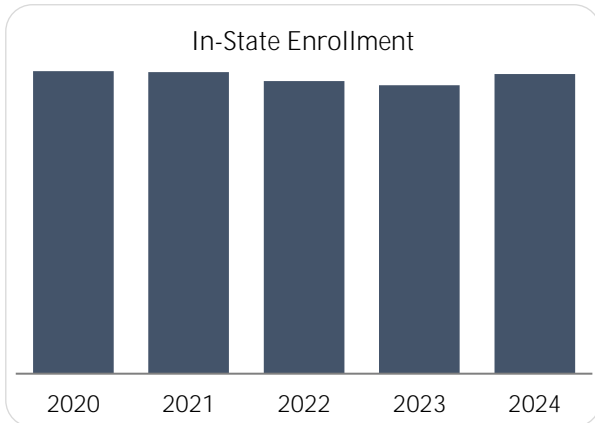
Shifting to graduate enrollment, compared to spring 2023, graduate enrollment increased by 10.4 percent (6,811 students) and compared to spring 2020, increased by 28.6 percent (16,099 students). The growth in graduate enrollment is largely concentrated at the master's degree level, with a one-year increase of 11.1 percent (5,064 students), and five-year increase of

32.8 percent (12,523 students). This growth was led by Georgia Institute of Technology. The education specialist level also witnessed extensive growth – 41.2 percent (1,082 students) compared to spring 2023, and 88.4 percent (1,741 students) compared to spring 2020, with this growth largely focused at Augusta University and the University of West Georgia. Students in medical residencies (not included in the graph) increased from 641 in spring 2023 to 650 in spring 2024.



Over the last five years, new graduate enrollment has generally increased, reaching a new peak in spring 2024. The number of new graduate students increased by 31.8 percent (2,209 students) from spring 2023 to spring 2024. New graduate enrollment increased at 15 of the 17 institutions that offer graduate programs.

Residency



Compared to last spring, spring 2024 in-state enrollment increased by 3.9 percent (9,621 students). However, compared to spring 2020, in-state enrollment declined by 1.0 percent (2,578 students).

Looking at sectors, since spring 2023, in-state enrollment increased in all four sectors: research universities by 2.2 percent (2,039 students), comprehensive universities by 5.6 percent (4,235 students), state universities by 4.2 percent (2,099 students), and state colleges by 4.1 percent (1,248 students). Compared to spring 2020, in-state enrollment only increased at comprehensive universities (7.1 percent, 5,238 students). In-state enrollment since spring 2020 decreased for all other sectors: research universities by 0.2 percent (227 students); this was a result of a decline at Georgia State University offsetting gains at all three other research universities. State universities declined by 6.0 percent (3,372 students), and state colleges declined by 11.8 percent (4,217 students).

Systemwide, out-of-state enrollment increased compared to spring 2023 (8.6 percent, 3,495 students) and to spring 2020 (28.6 percent, 9,797 students).

Turning to the sector-level, compared to spring 2023, out-of-state enrollment increased in every sector: research universities by 9.7 percent (2,685 students), comprehensive universities by 6.1 percent (403 students), state universities by 6.3 percent (260 students), and state colleges by 7.1 percent (147 students). Since 2020, again, all sectors have seen an increase in out-of-state enrollment. This increase is most evident

in the research university sector, where out-of-state enrollment increased 36.6 percent (8,160 students), led by Georgia Institute of Technology. Over the last five years, the percentage of out-of-state students receiving tuition waivers has steadily declined. Out-of-state tuition waivers exist in the following categories: presidential (which includes academic, athletic, and international); border (which includes border county and border state); economic development, employee; military; reciprocal; research and comprehensive graduate students; and non-resident (for students with a parent, guardian, or spouse who has lived in Georgia for a year). Border state tuition waivers continue to be an important tool to recruit out-of-state students to institutions with excess enrollment capacity.

Systemwide, out-of-country enrollment has increased 7.7 percent (1,785 students) compared to spring 2023. Compared to spring 2020, out-of-country enrollment increased by 33.7 percent (6,282 students). This growth is primarily focused at three institutions: Georgia Institute of Technology, Georgia State University, and

Kennesaw State University.

Turning to the sector-level, all sectors have seen an increase in out-of-country enrollment since spring 2023. Research u

Race/Ethnicity

Asian student enrollment increased by 9.3 percent (3,793 students) in spring 2024 compared to spring 2023. Asian students make up 13.6 percent of all students, up from 13.1 percent in spring 2023. Much of this growth occurred in the research sector, which saw an increase of 3,150 students. Hispanic enrollment increased by 8.9 percent (3,066 students) in spring 2024 compared to spring 2023. Hispanic

Non-Traditional Undergraduates

Compared to spring 2023, systemwide non-traditional undergraduate enrollment (students who matriculated at age 25 or older) increased 2.8 percent (579 students). This is the first year in more than five years for this population to increase year over year. Compared to spring 2020, non-traditional undergraduate enrollment decreased 12.1 percent (2,900 students).

Augusta University	8,616	8,755	8,833	9,036	9,865	829	9.2%	1,249	14.5%
Georgia Institute of Technology	35,485	39,708	42,603	43,465	47,654	4,189	9.6%	12,169	34.3%
Georgia State University	50,006	48,576	47,377	47,094	46,775	-319	-0.7%	-3,231	-6.5%
University of Georgia	37,696	38,298	38,772	39,373	40,790	1,417	3.6%	3,094	8.2%
Georgia Southern University	23,888	24,463	24,549	23,190	24,212	1,022	4.4%	324	1.4%
Kennesaw State University	35,660	38,580	40,083	40,162	42,818	2,656	6.6%	7,158	20.1%
University of West Georgia	12,297	12,192	11,510	11,185	12,458	1,273	11.4%	161	1.3%
Valdosta State University	10,482	11,231	10,457	9,453	9,488	35	0.4%	-994	-9.5%

Compared to spring 2023, enrollment increased at 24 institutions and decreased at two. The largest growth in terms of percent of students was at Georgia Southwestern State University (13.6 percent, 378 students). The schools with the second and third largest growth by percentage were the University of West Georgia (11.4 percent, 1,273 students) and Dalton State College (10.6 percent, 429 students). The two institutions that experienced an enrollment decline compared to last spring were Georgia State University (0.7 percent, 319 students) and Columbus State University (1.4 percent, 102 students). Looking over five years, even though the system increased overall enrollment, 16 institutions had a decline in enrollment with growth focused in the research and comprehensive sectors.